

Guidance on sampling

- Randomly select 4-5 pens which include animals from 50kg upwards.
- If no pigs of this weight are present, or an insufficient number are present to make up your total sample, then select those of (or make up the total with) 30kg upwards or the greatest weight present.
- **Please record the weight / weight range of the animals sampled.**
- Include at least one pen of the oldest finishing pigs on site.
- Avoid choosing hospital pens or pens in which pigs have been newly mixed (within 1 week) or treated (as a batch).





Individual measures: For units with:

- less than 20 finishers, assess all finishers;
- 20-60 finishers, assess 20 finishers;
- more than 60 finishers assess 1/3 of total finisher number (up to a maximum of 50 finishers).



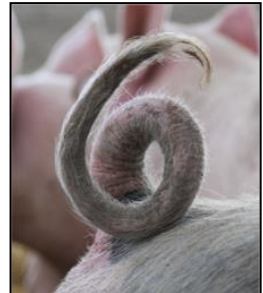





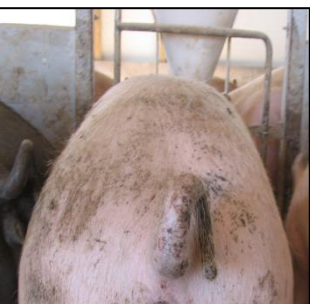
Randomly assess individual pigs from across each of the selected pens. If there are fewer than 4 pens, alter the sampling strategy accordingly to achieve the total number of finishers required.

3 or more finishers are to be assessed jointly with the stockperson (record assessor's score only).

Pen measures: Assess all the pigs in the pen.

Enrichment use	Pen measure
<p>Observation: Observe and record oral behaviour of sitting and standing pigs in the pen (ignore lying pigs). Assess quickly to avoid double counting.</p> <p>Record, the number of sitting and standing pigs:</p>	
<p>1. Using enrichment Investigating a suitable substrate or object provided for enrichment.</p> <div style="display: flex; justify-content: space-around;">   </div>	
<p>2. Manipulating other Number of pigs manipulating other pigs, pen equipment/floor/muck.</p> <div style="display: flex; justify-content: space-around;">   </div>	
<p>3. Stone chewing Manipulating a stone or stones with the snout or mouth – often audible.</p>	

Lameness	Pen measure
Observation:	Whilst in the pen assessing the individual measures, make all pigs rise if necessary to observe them up and walking (unless there is an obvious reason why a pig should not be made to rise). Assess all animals in the pen.
Record:	Number of lame pigs
When identifying lame pigs, include those which are:	<p>Standing but not bearing full weight on the affected limb and/or appears to be standing on its toes; And / Or Walking with a shortened stride with minimum weight-bearing on the affected limb and a swagger of the hindquarters (may still be able to trot and gallop); And / Or severely lame with no weight-bearing on the affected limb. These may also need to be recorded under 'Pigs needing further care'.</p> <p>Do not include pigs that are showing only stiffness or uneven gait.</p>

Tail docking	Pen measure		
Observation:	Look at the animals from the side or behind.		
Record, if the animals are:			
Undocked: None of the tail is docked.			
Short docked: >50% of the tail is docked.			
Long docked: < 50% of the tail is docked.			
Note if there are mixed tail lengths within the pen i.e. long docked/ short docked and docked / un docked.			

Ear/ Flank biting**Pen measure****Observation:** Assess all animals in the pen.**Record:** If ear biting lesions are present.**Observation:** Assess all animals in the pen.**Record:** If flank biting lesions are present.

Typical fight or clambering / mounting lesions show parallel lines, while lesions from flank biting are generally round.

Pigs needing further care**Pen / Herd measure****Observation:**

Observe all the pigs in the herd, including those in hospital pens, to assess and record the number of sick or injured pigs that would benefit from further intervention.

Further interventions include further treatment, hospitalisation or culling.

This could include pigs who are sick, injured or lame and are unable to compete for resources, being bullied/tail bitten or would benefit from access to more comfortable bedding and space (to rest) than is available in that pen.

Do not include sick or injured pigs that are already receiving suitable care.

Record: Number of pigs seen that would benefit from further treatment, hospitalisation or culling.

When identifying pigs requiring further care, please record reasons.

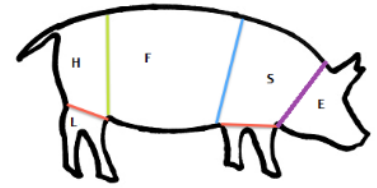
**Hospital Pens****Pen measure****Observation:** Look at all finishers in the hospital pens.

Record: the number of finishers in the hospital pens according to reason for hospitalisation: Tail-biting; Lameness; Body Wounds; Skin Conditions; Other (please specify details, e.g. severe traumatic injuries, and number of pigs affected).

Body marks**Individual measure**

Observation: Stand near the animal and visually assess one side only.

Body regions: If >25% with marks, identify any noticeable pattern in the pen: Shoulder (S); Hindquarters (H); Legs (L); Flank (F); Ears and Head (E); General, if there is no obvious pattern (G).



Deep tissue injury may also need to be recorded under 'Pigs needing further care'.

Record if too dirty to assess.

Scoring:**0 none/minimal**

No lesions or less than mild lesions described below.

**1 mild**

- A linear lesion longer than 10cm;
- 3 or more 3cm lesions;
- Circular area larger than 1cm diameter but less than 5cm diameter (grazed/broken skin, fresh wound (bleeding) and healing lesions (scabs));
- Scar tissue is not included.

**2 severe**

- Circular lesion or area of lesions > or equal to 5cm diameter;
- lesion that extends into the deeper layers of the skin;
- lesions that cover a large percentage (>25% of the skin).



Tail lesions**Individual measure**

Observation: Look at the animal from behind. Investigate carefully if the tail is swollen or shorter than normal and for scabs and lesions.

Scoring:**0 none/minimal**

The tail is unmarked or has circular lesions <0.5cm diameter or linear lesions <1cm in length;

**1 mild**

The tail has a circular lesion ≥ 0.5 cm diameter or a 1cm linear scratch (including small scratches and scrapes, swelling, fresh blood or scabs visible on any part of the tail);

**2 severe**

The tail is more severely bitten – at least a proportion of the tail missing, tail swollen or held oddly, scab covering whole tip.



Record if too dirty to assess.

Observation:

Stand near the animal and visually assess one side only.

Scoring:**0 Clean**

<20% body is soiled.

**1 Dirty**

≥ 20% and < 50% of the body is soiled.

**2 Very dirty**

≥ 50% of the body is soiled.



Leg Swellings

Individual measure

Observation:

Stand near the animal and visually assess the front and hind limbs, on one side only, for leg swellings.

Scoring:

0 None = No evidence of swelling;



1 Small = Swelling present up to 5cm in diameter (walnut-sized);



2 Large = Swelling present larger than 5cm diameter (walnut-sized) or any swelling that is eroded.



Skin conditions**Individual measure**

Observation: Stand near the animal and visually assess one side only. This can be done from outside the pen if visibility is adequate. Assess the total amount of the body affected in relation to the rest of the body.

Scoring:

- 0 None** = No evidence of skin inflammation or discoloration;
1 Mild = More than zero but less than 10% of the skin is inflamed, discoloured or spotted;
2 Severe = More than 10% of the skin has an abnormal colour or texture.



Record if too dirty to assess.

Mortality**Records**

Record: Percentage mortality (died but not actively culled) on farm in the last 12 months or for the last batch.
Percentage culls in the last 12 months or for the last batch.
Record the predominant cause of mortality.

For last batch figures, please record start and finish dates and pig weights, and starting age.